patient's ID : demo-MERG
file number :
birth date : 24/04/1975

Rx : +4 00
exam. date : 29/02/2008
exam :

MULTIFOCAL ERG EXAM WITH ERG JET SENSOR

MERG61B — MAP OF LOCAL RESPONSES

RE stimulated — NORMAL

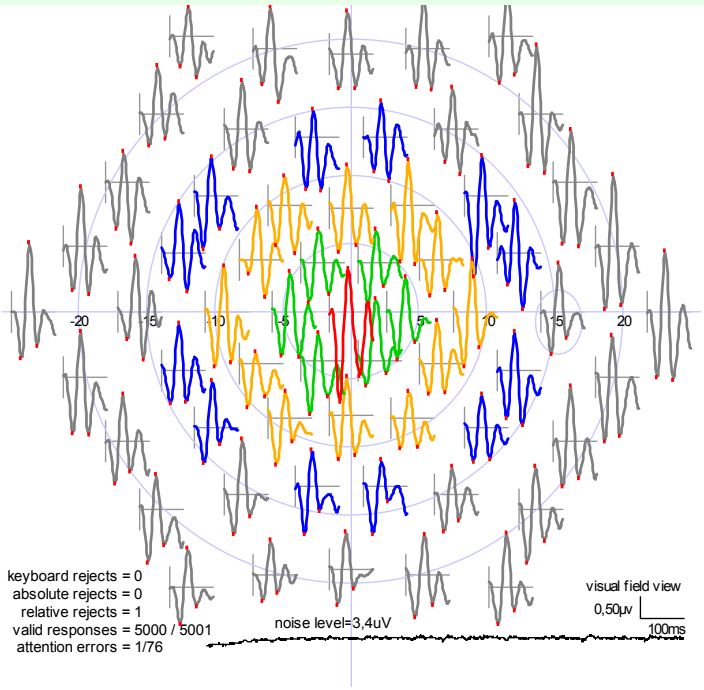

MERG61B — ANALYSIS OF GROUP AVERAGES (RINGS)

RE stimulated — NORMAL

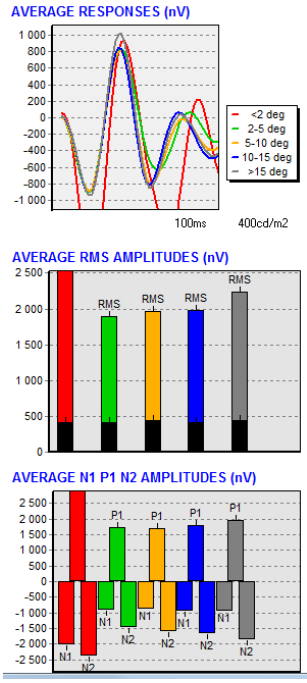

RMS	signal	noise	s/sp
<2 deg	3206	413,0	1,40
2-5 deg	1892	414,0	0,85
5-10 deg	1963	439,0	0,88
10-15 deg	1977	412,0	0,88
>15 deg	2238	445,0	1,00

N1 WAVE	amplitude	impl.time	N/Np
<2 deg	-2030	23,7	2,20
2-5 deg	-906	21,7	0,96
5-10 deg	-888	22,0	0,94
10-15 deg	-940	22,4	1,00
>15 deg	-943	22,5	1,00

P1 WAVE	amplitude	impl.time	P/Pp
<2 deg	2956	42,9	1,50
2-5 deg	1740	41,6	0,89
5-10 deg	1696	41,0	0,86
10-15 deg	1790	40,5	0,91
>15 deg	1961	40,9	1,00

N2 WAVE	amplitude	impl.time	P1/N1
<2 deg	-2373	70,0	1,50
2-5 deg	-1465	63,3	1,90
5-10 deg	-1609	59,8	1,90
10-15 deg	-1669	58,3	1,90
>15 deg	-1871	59,1	2,10

p 5% 2% 1% 0.5%

MERG61B — MAP OF P1 WAVE AMPLITUDES

RE stimulated — NORMAL

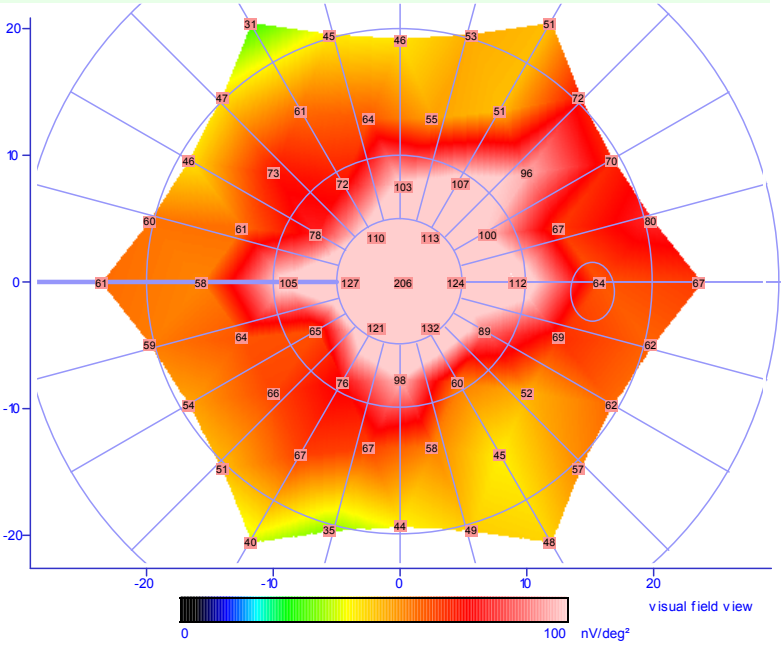

MERG61B — MAP OF P1 WAVE AMPLITUDES
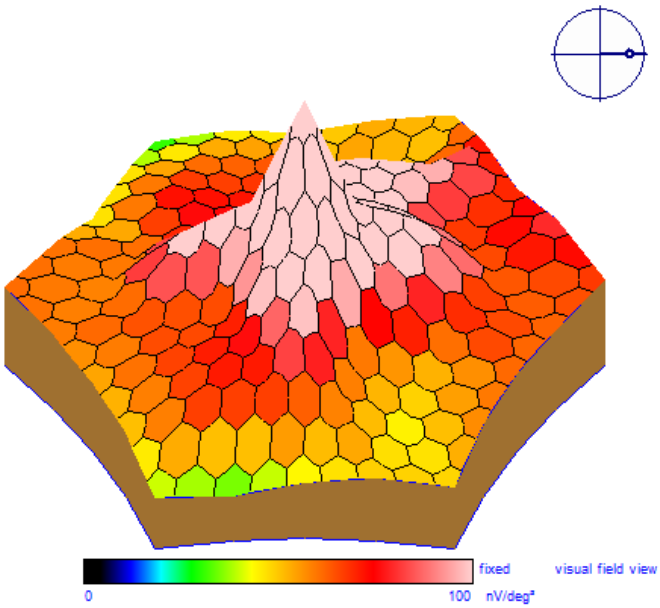
RE stimulated — NORMAL